



LaHabra Platinum Plus Colors




CHABLIS

[12 - Light Base]




MISTY

[17 - Dark Base]




ASPEN

[23 - Dark Base]




SANTA FE

[24 - Dark Base]




SAN SIMEON

[34 - Dark Base]




DOVE GREY

[40 - Dark Base]




CRYSTAL WHITE

[50 - Light Base]




MIAMI PEACH

[71 - Light Base]




ADOBE

[72 - Dark Base]




EGG SHELL

[73 - Light Base]




OATMEAL

[81 - Dark Base]




HACIENDA

[82 - Dark Base]




MESA VERDE

[215 - Dark Base]




TRABUCO

[278 - Dark Base]




FALLBROOK

[434 - Dark Base]




VIEJO

[475 - Dark Base]




BLUE GREY

[504 - Dark Base]




SOUTHERN MOSS

[696 - Dark Base]



SILVERADO

[820 - Dark Base]



CLAY

[830 - Dark Base]

▪ **Light Base:** Base 100

• **Dark Base:** Base 200

• **“34, 434, etc.”:** Color reference Numbers

Note: The colors displayed are optimized for web viewing purposes only. Always refer to a physical color chart and a physical sample. Have a sample applied on site by your stucco contractor for final approval of color.